

Lamar University

B.S. Civil Engineering SACS Assessment 2022- 2023

May 31, 2023

ation


own statements describe what the Department's undergraduate program

beyond entry level that meet the requirements and demands of civil engineering. . .
communication and project management skills for effective problem solving. . .

and understanding of professional ethics, public safety, cost constraints, environmental
impacts, and policy limitations.

1.1 an ability to communicate orally with a wide range of audiences

1. an ability to analyze engineering problems and design solutions



Institutional Mission

Lamar University is dedicated to student success by preparing and empowering students with the skills and knowledge to thrive in their personal lives and professional fields of endeavor. As a doctoral granting institution, Lamar University is internationally recognized for its high quality academic programs, innovative curriculum, diverse student population, accessibility, student success, and leadership in scholarly activities contributing to transforming the communities of our state and the world.

.84
8 . 0
. 0
10 . 0
11 . 0
1 .
1 .
14 .
15

ov Thr shold 0%

IM P
TY

A ad mi

IM P
DE RI TION

No Im r

IM P
ROVEMENT

1.1.

Meas

Indi

Gr

s

it t

ACHIEVEMENT
TARGET

The desired level of performance for LO in a coll tiv ass ssm nt is that 0% of students in the program will achieve .0/4.0 or higher.

INDING

Student learning outcomes is a high level student response < d d minimum threshold of 0% attainment.

ANALYSIS
INDING

Student R r G nt R

ACHIEVEMENT
TARGET

ENDING

ANALYSIS
ENDING

for Outcome 1 in a collective assessment it is that
 program will achieve a minimum of 4.0 or higher.
 Outcome 1 is a high level when student performance indicators
 with the threshold of 4.0 or higher. Student performance indicators
 minimum threshold of 4.0 attainment.

Performance Indicator

IVEN 4.80

Av ra Av ra

LO 1.

.

1.

.

.00

.

.00

.00

.00

.00

.00

.00

.00

.00

.00

.00

.00

.00

.00

.00

.00

.00

.00

.00

.00

.00

.00

.00

.00

.00

80%

IVEN 4.00

Av ra Av ra

LO 1.

. 0

. 0

.44

.5

. 0

.

.5

.08

.80

. 0

.08

.08

.44

. 0

.8

.80

.5

.44

.1

.

.

.

.

.

.

.

.

.

.

.

.

.

.

.

.

.

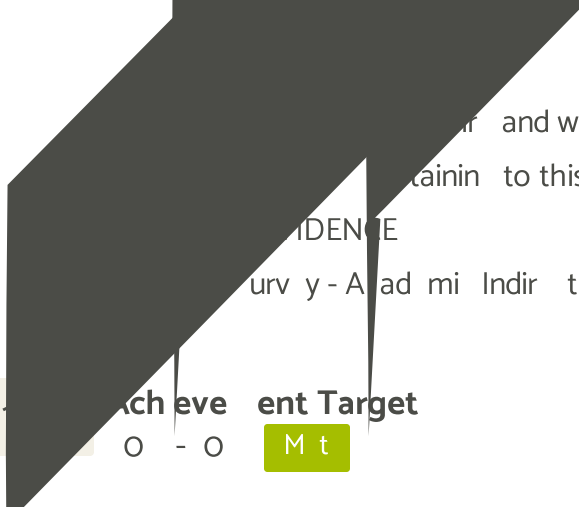
IVEN 4 1

LO 1.

4.00

.

.0 %



... and will be scored using Likert scale (1-4). This is a question
... maintain to this LO will be used in the assessment.

... IDENCE
... urv y - Acad mi Indir t

Achievement Target

0 - 0 Mt

ACHIEVEMENT
TARGET

The desired level of performance for LO in a coll tiv ass ssm nt is that 0% of
stud nts in th ro ram will a hi v .0/4.0 or hi h r.

INDING

stud nt l arnin out om is a hi v d. tud nt r s ons < d d minimum
thr shold of 0% attainm nt.

ANALYSIS
INDING

tud nt R s ons

LO 1.

- .
- .
- .
- 4
- .
- .
- .
- 4
- .
- 4
- 4
- .
- .
- 4

Av / td .4 0.40

Abov .0 100%

IMPROVEMENT
TYPE

Acad mi

IMPROVEMENT

No Improvements Demonstrated

DESCRIPTION

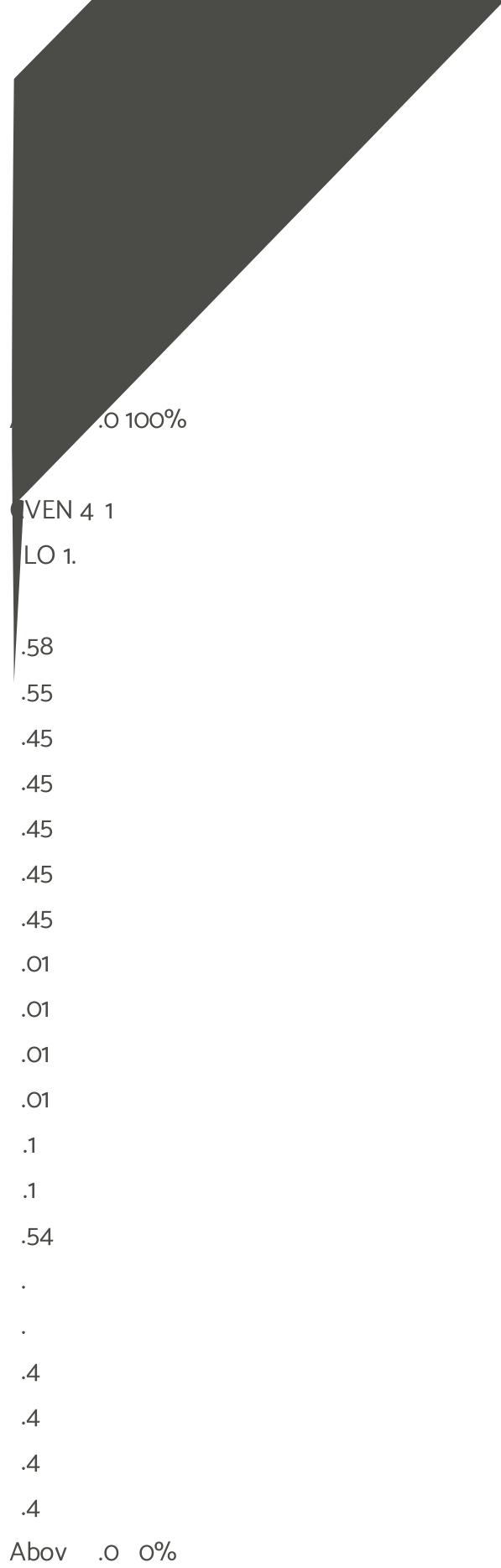
IMPROVEMENT

1.

Student Learning Outcomes

an ability to apply knowledge in solving problems that consider and satisfy societal, health, safety, and environmental concerns

ABET O



IM ROVEMENT
TY E

A ad mi

IM PROVEMENT

No Im ro

DE CRI TION

IM ROVEMENT

1. .

Meas

Indi

Gr d

s

M t

A H

TAR

IN

AN

I

4

4

.

ed .4

ov .6

A 7

IM
TY

IM
DE

IM

1.4

S
a
A

*'13 !#

vid. rep. of audi. n. s

u

GENE

- Core skills, 28
- Written communication, 28

IN TITUT

- Written communication

TRATEGI

METHODS

Assessment of student progress, quality of work was supported for the various final written reports. Assessment used an assigned mark sheet 1-4 that was applied using pre-existing student performance thresholds set forth by the Academic Student Office. Assessment used quantitative surveys collected from the wide range of students and assessed the student presentations. The surveys also used a

EVIDENCE

Assessments - Academic Director

Achievement Target

0 - 0

Met

ACHIEVEMENT TARGET

The desired level of performance for Outcome in a cumulative assessment is that 80% of students in the program will achieve a 3.0/4.0 or higher.

INDICATOR

Student learning outcome is a high-level student performance indicator exceeding a minimum threshold of 80% attainment.

ANALYSIS INDICATOR

Student Performance Indicator

LO 1.4

1 .8

.4

.8

4 .8

5 .8

.8

.8

8 .

.

10 .

11 .

1 .44

1 .44

14 .

IM
TY

ov Thr shold 0%

A ad mi

IM
DE

No Im rov m nts D m d N ssary

IM
ROVEMENT

4

.

.

4

4

.

.

4

4

4

.

4

.

0.41

ov 100%

IM
TY

A ad mi

IM
DE

No Im rov m nts D m d N ssary

IM
ROVEMENT